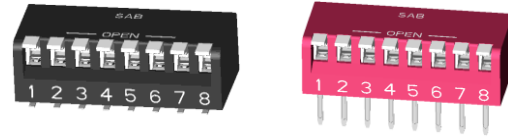
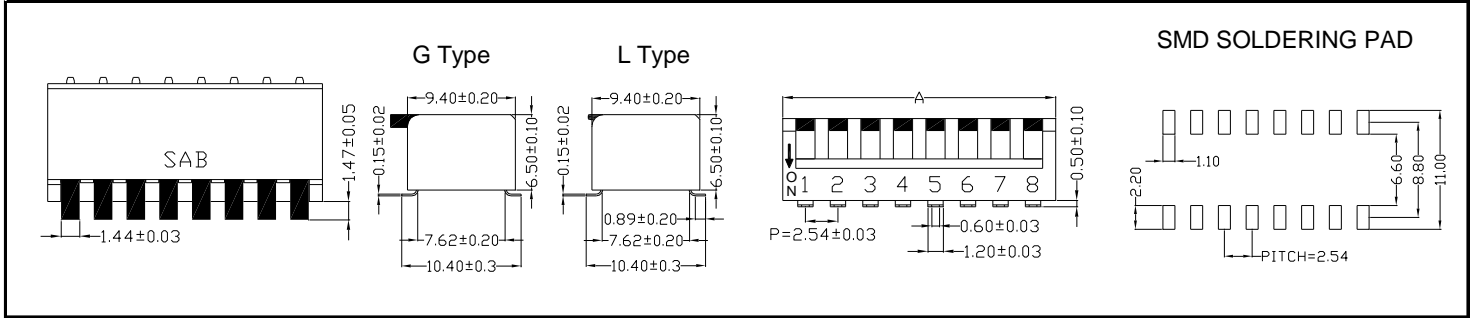


Features

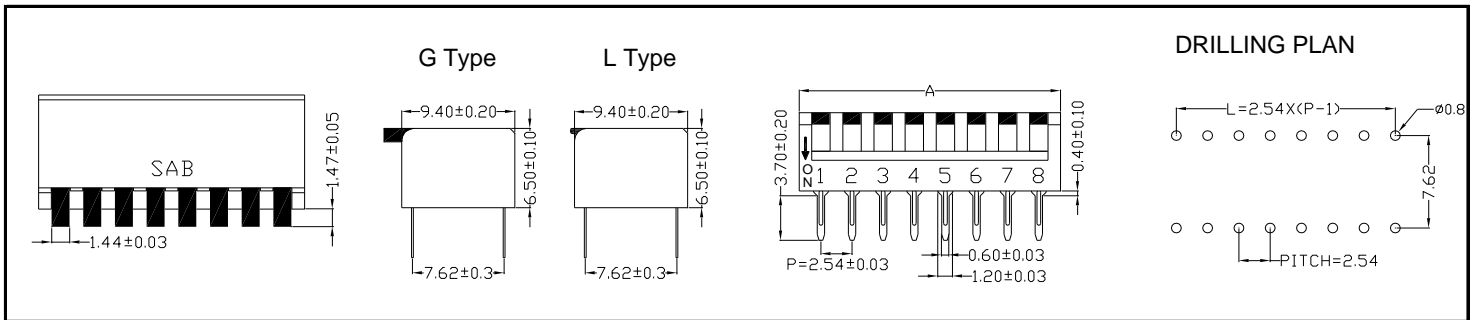
- ◆ Gold-plated contact points & double movable contacts to ensure reliability and longer life expectancy
- ◆ Unique twin suspended springs offer high resistance to physical shock & vibration
- ◆ Clear ON/OFF actuation clicks
- ◆ Insert-molding technology avoids epoxy and water from intruding
- ◆ Thru-Hole or SMD available



NPS



NPH/NPT



Specifications

- ◆ Contact Rating
 - Switching 25mA, 24VDC
 - Non-Switching..... 100mA, 50VDC
- ◆ Contact Resistance
 - Initial 50mΩ Max.
 - After Life Test 100mΩ Max.
- ◆ Insulation Resistance .. 100MΩ min at 500VDC
- ◆ Dielectric Strength 500VAC/ 1 minute
- ◆ Operating Force..... 1,000g Max.
- ◆ Mechanical Life..... 5,000 cycles
- ◆ Electrical Life 2,000 cycles

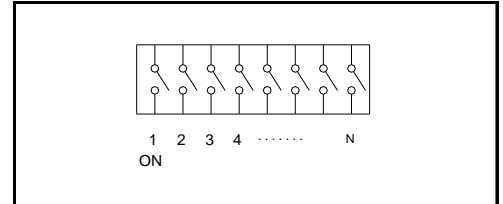
Materials

- ◆ **Cover:** Thermoplastic UL 94V-0; Black, Red & Blue
- ◆ **Actuator:** Thermoplastic UL 94-HB or UL 94V-0, White
- ◆ **Contact:** Copper Alloy, Gold-plated
- ◆ **Terminal:** Copper Alloy, Pure-Tin-plated
- ◆ **Tape Sealed:** Polyester Film

Packaging Information

- ◆ Tape & Reel: NPS
- ◆ Tube: NPS/ NPH/ NPT
- ◆ Actuators all in "OFF" position

Wiring Diagram



Soldering Information

- ◆ Hand Soldering
 - Soldering Iron of 30W or under at 350°C for 3 sec. max. or at 270°C for 5 sec. max.
- ◆ Wave Soldering
 - 260±5°C for 10 sec. max.
- ◆ Reflow Soldering.
 - Peak temperature: 245°C max. The time above 240°C must be 30 sec. max.
- ◆ Keep all actuators in "OFF" position during soldering and cleaning process

Package

P/N	No. Of Pole	Dim. A	Quantity per Tube
NPH/S/T02	2	6.08mm	85
NPH/S/T03	3	8.62mm	61
NPH/S/T04	4	11.16mm	47
NPH/S/T05	5	13.70mm	38
NPH/S/T06	6	16.24mm	32
NPH/S/T07	7	18.78mm	28
NPH/S/T08	8	21.32mm	24
NPH/S/T10	10	26.40mm	20
NPH/S/T12	12	31.48mm	16

Order Information

